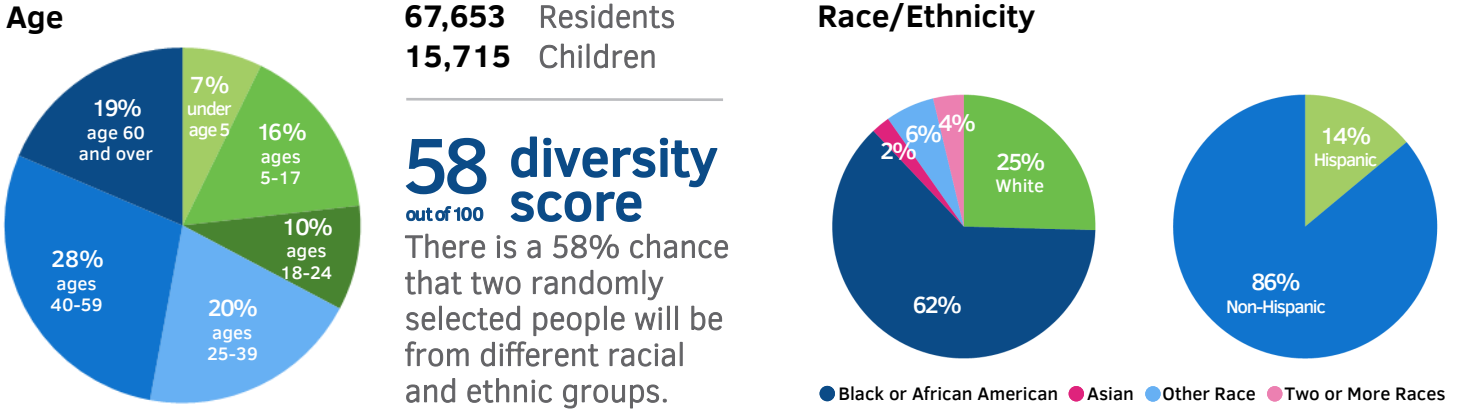


# MOUNT VERNON

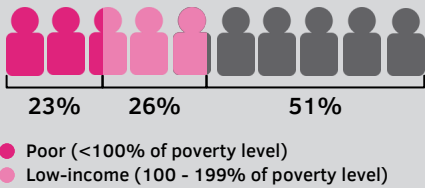
## DEMOGRAPHICS



U.S. Census Bureau: 2009-2013 American Community Survey (ACS) 5-Year Estimates, Age: Table B01001; Diversity calculated based on: Table B03002; Race/Ethnicity: Table DP05; <http://factfinder2.census.gov>.

## ECONOMICS

### Children in Poverty



U.S. Census Bureau: 2009-2013 ACS 5-Year Estimates, Table B17024, <http://factfinder2.census.gov>.

**15% of people in the labor force are unemployed.**

U.S. Census Bureau: 2009-2013 ACS 5-Year Estimates, Table DP03, <http://factfinder2.census.gov>.

Percent of Children in Family Type	Median Income
45% Married Couple	\$84,940
50% Single Mother	\$31,685
4% Single Father	\$46,181

U.S. Census Bureau: 2009-2013 ACS 5-Year Estimates, Tables S0901 and B19126, <http://factfinder2.census.gov>.

### Monthly Housing Costs



U.S. Census Bureau: 2009-2013 ACS Survey 5-Year Estimates, Tables S2503 and DP04, <http://factfinder2.census.gov>.

## Improving School Climate to Promote Positive Behavior

In 2012, Longfellow Elementary School in Mount Vernon adopted the Positive Behavior Interventions and Supports (PBIS) model in an effort to improve student achievement by reducing problem behavior. The goal is to create a supportive school culture that acknowledges students' good behavior.

Since then, disciplinary referrals, suspensions, and bullying incidents have dropped drastically. Longfellow is currently a School in Good Standing.

The Journal News, <http://www.lohud.com/story/news/local/2015/03/15/positive-feedback-turns-school-around/24823661/>.

## EDUCATION

### Mount Vernon Public School Students



New York State Education Department (NYSED): 2013-14 Report Card Database; 2014 Limited English-Proficient Students, 2013 Attendance and Suspensions, 2014 Free/Reduced Lunch, <http://data.nysed.gov/downloads.php>.

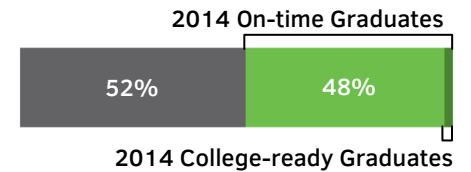
### Academic Proficiency Rates\*

Subject-Grade	2014	2015	Trend
Math-3rd	17%	18%	↑
Math-8th	6%	3%	↓
ELA-3rd	15%	17%	↑
ELA-8th	12%	12%	—

\*Percent of students at levels 3 or 4 on English Language Arts & Math exams.

**NOTE:** As of 2014, 8th grade advanced math students can opt out of the 8th Grade Math exam and take the High School Regents exam instead. NYSED: 2014-2015 Grades 3-8 English Language Arts and Mathematics District and Building Aggregates, <http://www.p12.nysed.gov/irs/pressRelease/2015800/home.html>.

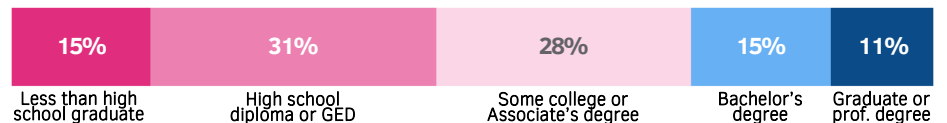
**48% of students graduate from high school by June of their fourth year.**



**Yet only 4% of graduates are ready for college or careers.**

NYSED: 2010 Total Cohort 4-Year Outcome; 2014 Graduation Rate and Enrollment Outcomes by Student Subgroup, 2014 English Language Arts & Mathematics Aspirational Performance Measure, <http://www.p12.nysed.gov/irs/pressRelease/20141218/home.html>.

### 74% of adults ages 25+ don't have a bachelor's degree.



U.S. Census Bureau: 2009-2013 ACS 5-Year Estimates, Table S1501, <http://factfinder2.census.gov>.

## HEALTH



Westchester County Department of Health: 2014-2017 Community Health Assessment and Improvement Plan, Birth Data: 2008-2010 Annual Average, Weight Data: 2008-2010 Combined, [http://health.westchester.gov.com/images/stories/Data-Stats/Community\\_Health\\_Assessment2014-17.pdf](http://health.westchester.gov.com/images/stories/Data-Stats/Community_Health_Assessment2014-17.pdf). WalkScore® analyzes pedestrian friendliness and distance to amenities: [https://www.walkscore.com/NY/Mount\\_Vernon](https://www.walkscore.com/NY/Mount_Vernon).

CREDITS: Major support provided by Westchester Community Foundation and The John P. and Constance A. Curran Charitable Foundation. Project leader: Anna Wright. Supervisor: Limarie Cabrera. Data Collection: Joanna Ezratty.