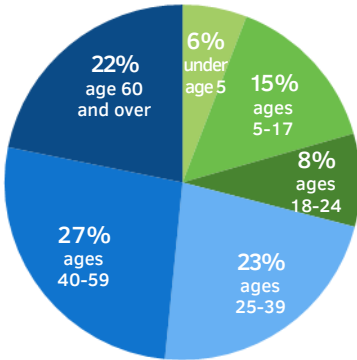


WHITE PLAINS

DEMOGRAPHICS

Age

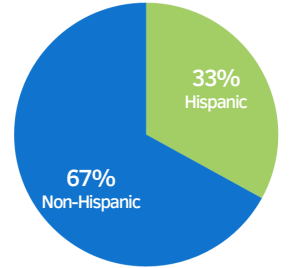
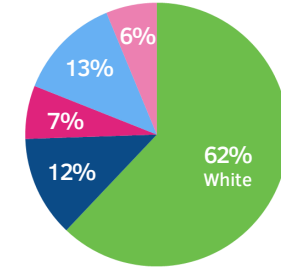


57,153 Residents
11,755 Children

73 diversity score
out of 100

There is a 73% chance that two randomly selected people will be from different racial and ethnic groups.

Race/Ethnicity



● Black or African American ● Asian ● Other Race ● Two or More Races

U.S. Census Bureau: 2009-2013 American Community Survey (ACS) 5-Year Estimates, Age: Table B01001; Diversity calculated based on: Table B03002; Race/Ethnicity: Table DP05; <http://factfinder2.census.gov>.

ECONOMICS

Children in Poverty



● Poor (<100% of poverty level)
● Low-income (100 - 199% of poverty level)

U.S. Census Bureau: 2009-2013 ACS 5-Year Estimates, Table B17024, <http://factfinder2.census.gov>.

7% of people in the labor force are unemployed.

U.S. Census Bureau: 2009-2013 ACS 5-Year Estimates, Table DP03, <http://factfinder2.census.gov>.

Percent of Children in Family Type

Family Type	Median Income
72% Married Couple	\$109,757
21% Single Mother	\$30,114
5% Single Father	\$19,796

U.S. Census Bureau: 2009-2013 ACS 5-Year Estimates, Tables S0901 and B19126, <http://factfinder2.census.gov>.

Monthly Housing Costs

\$2,230
Owners

\$1,460
Renters

57% of renting households are rent burdened.


NOTE: Rent burden is defined as spending more than 30% of household income on rent.

U.S. Census Bureau: 2009-2013 ACS Survey 5-Year Estimates, Tables S2503 and DP04, <http://factfinder2.census.gov>.

Free Book Celebration

This annual community event, sponsored by the White Plains PTA Council, provides children and teens with free books to encourage reading literacy.

The PTA secures book donations from publishing houses as well as the general public.



This year, over 12,000 books were given away in less than two hours.

Caroline Furry, White Plains PTA Council, <https://www.facebook.com/WhitePlainsPTAFreeBookCelebration>.

EDUCATION

White Plains Public School Students

15%

had limited proficiency in English.

3%

were suspended.

40%

received free or reduced lunch.

New York State Education Department (NYSED): 2013-14 Report Card Database; 2014 Limited English-Proficient Students, 2013 Attendance and Suspensions, 2014 Free/Reduced Lunch, <http://data.nysed.gov/downloads.php>.

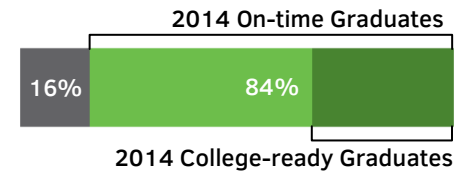
Academic Proficiency Rates*

Subject-Grade	2014	2015	Trend
Math-3rd	38%	35%	↓
Math-8th	13%	10%	↓
ELA-3rd	29%	34%	↑
ELA-8th	31%	29%	↓

*Percent of students at levels 3 or 4 on English Language Arts & Math exams.

NOTE: As of 2014, 8th grade advanced math students can opt out of the 8th Grade Math exam and take the High School Regents exam instead.
NYSED: 2014-2015 Grades 3-8 English Language Arts and Mathematics District and Building Aggregates, <http://www.p12.nysed.gov/irs/pressRelease/2015800/home.html>.

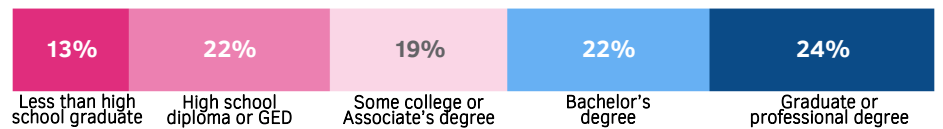
84% of students graduate from high school by June of their fourth year.



Yet only 39% of graduates are ready for college or careers.

NYSED: 2010 Total Cohort 4-Year Outcome; 2014 Graduation Rate and Enrollment Outcomes by Student Subgroup; 2014 English Language Arts & Mathematics Aspirational Performance Measure, <http://www.p12.nysed.gov/irs/pressRelease/20141218/home.html>.

54% of adults ages 25+ don't have a bachelor's degree.



U.S. Census Bureau: 2009-2013 ACS 5-Year Estimates, Table S1501, <http://factfinder2.census.gov>.

HEALTH

8%

of infants were born underweight.

27%

of infants had delayed or no prenatal care.

34%

of children are obese/overweight.

64 walk score

Some errands can be done on foot.

Westchester County Department of Health: 2014-2017 Community Health Assessment and Improvement Plan, Birth Data: 2008-2010 Annual Average, Weight Data: 2008-2010 Combined, http://health.westchester.gov.com/images/stories/Data-Stats/Community_Health_Assessment2014-17.pdf. WalkScore® analyzes pedestrian friendliness and distance to amenities: https://www.walkscore.com/NY/White_Plains.

CREDITS: Major support provided by Westchester Community Foundation and The John P. and Constance A. Curran Charitable Foundation. Project leader: Anna Wright. Supervisor: Limarie Cabrera. Data Collection: Joanna Ezratty.