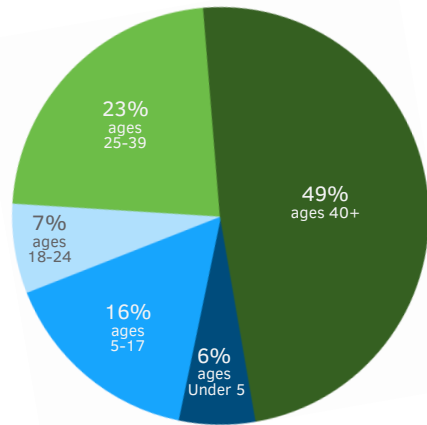


DEMOGRAPHICS 34,383 RESIDENTS 7,492 CHILDREN

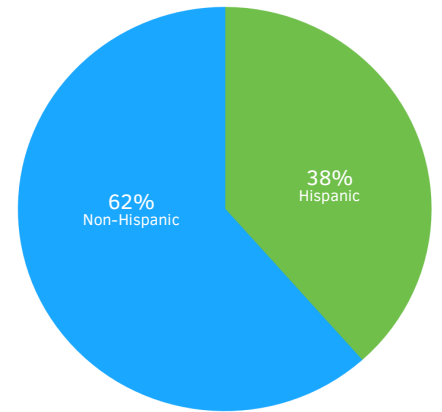
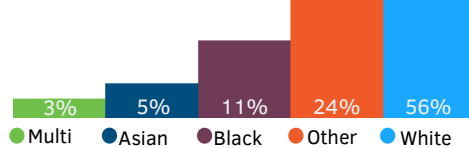
Age




Race/Ethnicity of Total Population

72 Diversity Score

There is a 72% chance that two randomly selected people will be from different racial and ethnic groups.



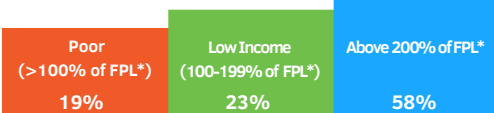
47% of Ossining residents speak a language other than English at home.



U.S. Census Bureau: 2010-2014 American Community Survey (ACS) 5-Year Estimates, Age: Table B01001; Diversity calculated based on: Table B03002; Race/Ethnicity: Table DP05; Language: Table S1601, <http://factfinder2.census.gov>.

ECONOMICS

42% of children in Ossining are low-income or poor.



*FPL= Federal Poverty Level

U.S. Census Bureau: 2010-2014 ACS 5-Year Estimates, Table B17024, <http://factfinder2.census.gov>.

EDUCATION

Student Enrollment by Race



Student Suspensions by Race



U.S. Department of Education: 2013-14 CRDC Survey: Suspension Rates, www.ocrdata.ed.gov

8% of those in the labor force are Unemployed Ossining Residents

U.S. Census Bureau: 2010-2014 ACS Survey 5-Year Estimates, Table DP03, <http://factfinder2.census.gov>.

Monthly Housing Costs

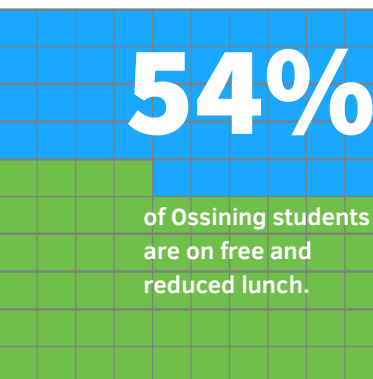


Rent-burdened Households 59%

NOTE: Rent burdened is defined as spending more than 30% of household income on rent.

U.S. Census Bureau: 2010-2014 ACS Survey 5-Year Estimates, Tables S2503 and DP04, <http://factfinder2.census.gov>.

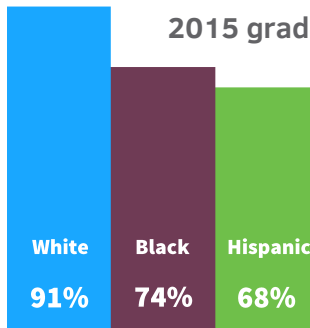
Free & Reduced Lunch



New York State Education Department (NYSED): 2014-15 Report Card Database: 2015 Free/Reduced Lunch, <http://data.nysed.gov/downloads.php>.

Graduation Rate by Race

78% of the Ossining's class of 2015 graduated on time.



Data for race categories Asian & Other are not available from NYSED.

New York State Education Department (NYSED): 2011 Total Cohort 4-Year Outcome; 2015 Graduation Rates, www.data.nysed.gov

Chronic Absence



U.S. Department of Education: 2013-14 CRDC Survey: Chronic Absenteeism, www.ocrdata.ed.gov

Academic Proficiency Rates*

Subject-Grade	2016 Rate
Math-3rd**	40%
ELA-3rd	36%
ELA-8th	26%

*Percent of students at levels 3 or 4 on English Language Arts & Math exams.

NOTE: Due to changes in the exam, we cannot compare rates to 2015. ** We did not include Math-8th Grade as Advanced Math students can opt out of the exam.

NYSED: 2015-2016 Grades 3-8 English Language Arts and Mathematics District and Building Aggregates, <https://data.nysed.gov/>

DID YOU KNOW THAT...

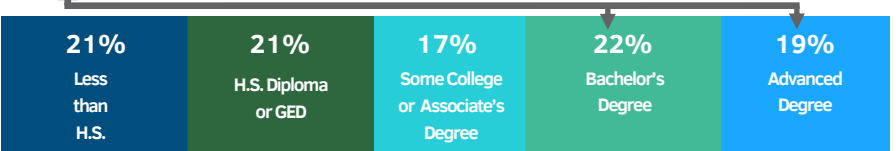


NYS Division of Criminal Justice Services, 2015 Index Crimes by Agency, <http://www.criminaljustice.ny.gov/>



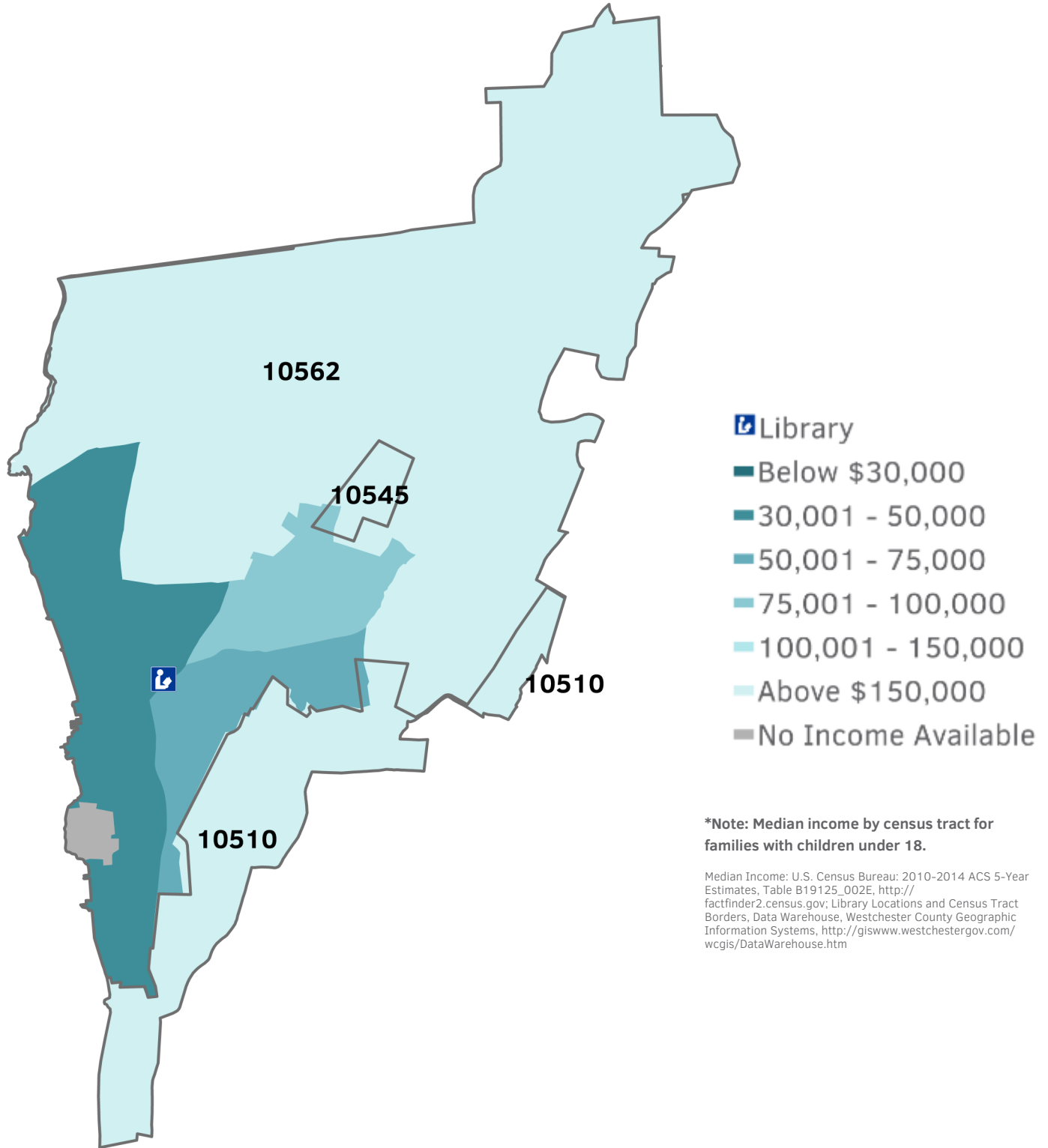
2016 Walk Score®: <https://www.walkscore.com/NY/Ossining>

41% of adults over the age of 25 have a Bachelor's or more advanced degree.



U.S. Census Bureau: 2010-2014 ACS 5-Year Estimates, Table S1501, <http://factfinder2.census.gov>.

SCHOOL DISTRICT MEDIAN INCOME* MAP



HEALTH

Zip Code	Premature Birth	Late or No Pre-natal Care
10562	15%	11%
10510	12%	4%
10545	This zip code is for Mary Knoll Fathers & Brothers; there is no available birth data.	

NOTES:
1. Late Prenatal care starts after 3rd trimester.
2. Premature is defined as born prior to 37 weeks.

NYS Dept. of Health: County/ZIP Code Perinatal Data Profile, 2012-2014; <http://www.health.ny.gov/statistics/chac/perinatal/county/2012-2014/westchester.htm>

CREDITS: Major support provided by Westchester Community Foundation and The John P. and Constance A. Curran Charitable Foundation. Project leader: Denise Killeen. Supervisor: Limarie Cabrera. Data Collection: Sarah Halperin. A special thank you to Sarah Aparicio for checking our work.

Look Who is Doing Great Work in Ossining!

OPEN DOOR FAMILY MEDICAL CENTERS In 2015, Open Door Family Medical Centers opened the first SBHC in the Ossining School District located in Ossining High School. A **School Based Health Center (SBHC)** is a medical office located on school property that provides a full range of accessible and friendly primary care services to students, reducing health-related absences from school. Parents or guardians register students for SBHC services and are always invited to attend appointments. National studies found that students not enrolled in a SBHC lost 3x as much class time as those enrolled. There is a time savings for parents as well. Students can receive services without their parents needing to leave work, which could result in disruption and lost wages. SBHC staff communicate with parents about their child's health so that they are always actively involved. A further benefit of SBHC is that there are no out of pocket costs to children or their families—no co-pays are taken, all insurances are accepted, and uninsured students receive services. SBHCs operate with funding completely independent from the district, not taking funding away from the academic mission. Open Door is excited about future collaboration with the District, as plans are underway to open a new SBHC in the Anne. M. Dorner Middle School late in 2016.

Amy Wolfson, Chief External Relations Officer, Open Door Family Medical Centers, www.opendoormedical.org