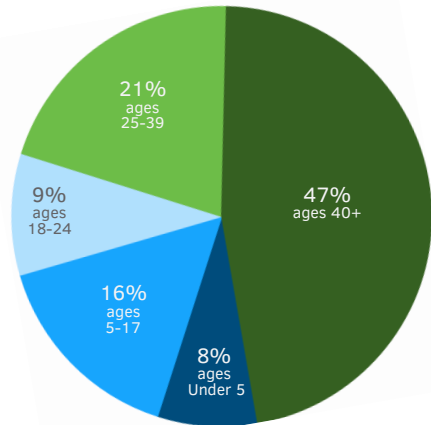
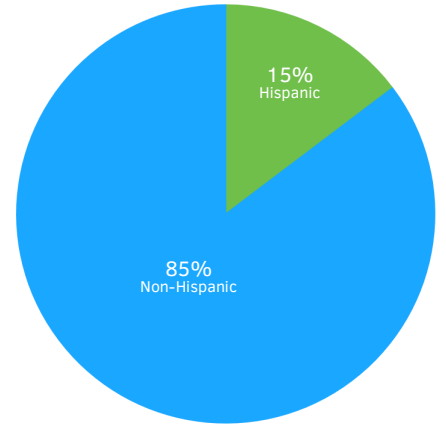
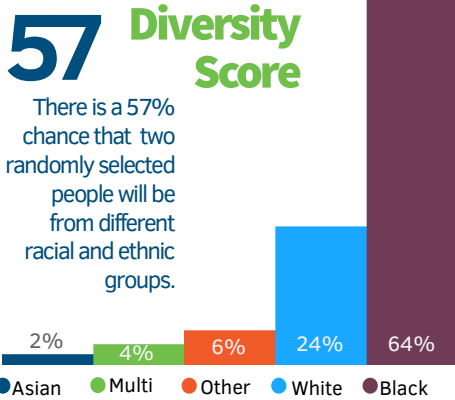


DEMOGRAPHICS 67,962 RESIDENTS 15,796 CHILDREN

Age



Race/Ethnicity of Total Population



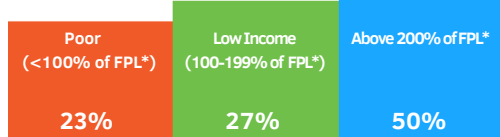
23% of Mount Vernon residents speak a language other than English at home.



U.S. Census Bureau: 2010-2014 American Community Survey (ACS) 5-Year Estimates, Age: Table B01001; Diversity calculated based on: Table B03002; Race/Ethnicity: Table DP05; Language: Table S1601, <http://factfinder2.census.gov>.

ECONOMICS EDUCATION

50% of children in Mount Vernon are low-income or poor.




*FPL= Federal Poverty Level

U.S. Census Bureau: 2010-2014 ACS 5-Year Estimates, Table B17024, <http://factfinder2.census.gov>.

13% of those in the labor force are Unemployed Mount Vernon Residents

U.S. Census Bureau: 2010-2014 ACS Survey 5-Year Estimates, Table DP03, <http://factfinder2.census.gov>.

Monthly Housing Costs



Rent-burdened Households 62%

NOTE: Rent burdened is defined as spending more than 30% of household income on rent.

U.S. Census Bureau: 2010-2014 ACS Survey 5-Year Estimates, Tables S2503 and DP04, <http://factfinder2.census.gov>.

Student Enrollment by Race




Student Suspensions by Race



U.S. Department of Education: 2013-14 CRDC Survey: Suspension Rates, www.ocrdata.ed.gov

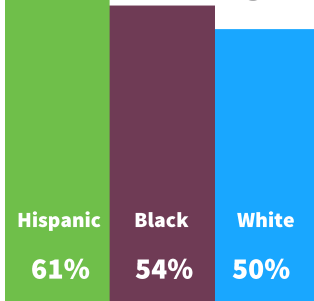
Free & Reduced Lunch



New York State Education Department (NYSED): 2014-15 Report Card Database: 2015 Free/Reduced Lunch, <http://data.nysed.gov/downloads.php>.

Graduation Rate by Race

55% of the Mount Vernon's class of 2015 graduated on time.



Data for race categories **Asian & Other** are not available from NYSED.

New York State Education Department (NYSED): 2011 Total Cohort 4-Year Outcome; 2015 Graduation Rates, www.data.nysed.gov

Chronic Absence

34%

of Mount Vernon students miss 10% (18 days) or more of the school year (180 days).

U.S. Department of Education: 2013-14 CRDC Survey: Chronic Absenteeism, www.ocrdata.ed.gov

Academic Proficiency Rates*

Subject-Grade	2016 Rate
Math-3rd**	24%
ELA-3rd	31%
ELA-8th	23%

*Percent of students at levels 3 or 4 on English Language Arts & Math exams.

NOTE: Due to changes in the exam, we cannot compare rates to 2015. ** We did not include Math-8th Grade as Advanced Math students can opt out of the exam.

NYSED: 2015-2016 Grades 3-8 English Language Arts and Mathematics District and Building Aggregates, <https://data.nysed.gov/>

DID YOU KNOW THAT...

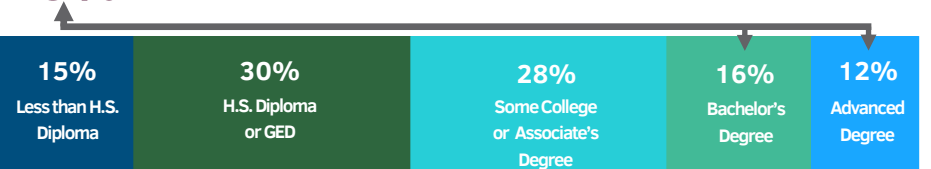


NYS Division of Criminal Justice Services, 2015 Index Crimes by Agency, <http://criminaljustice.ny.gov/>



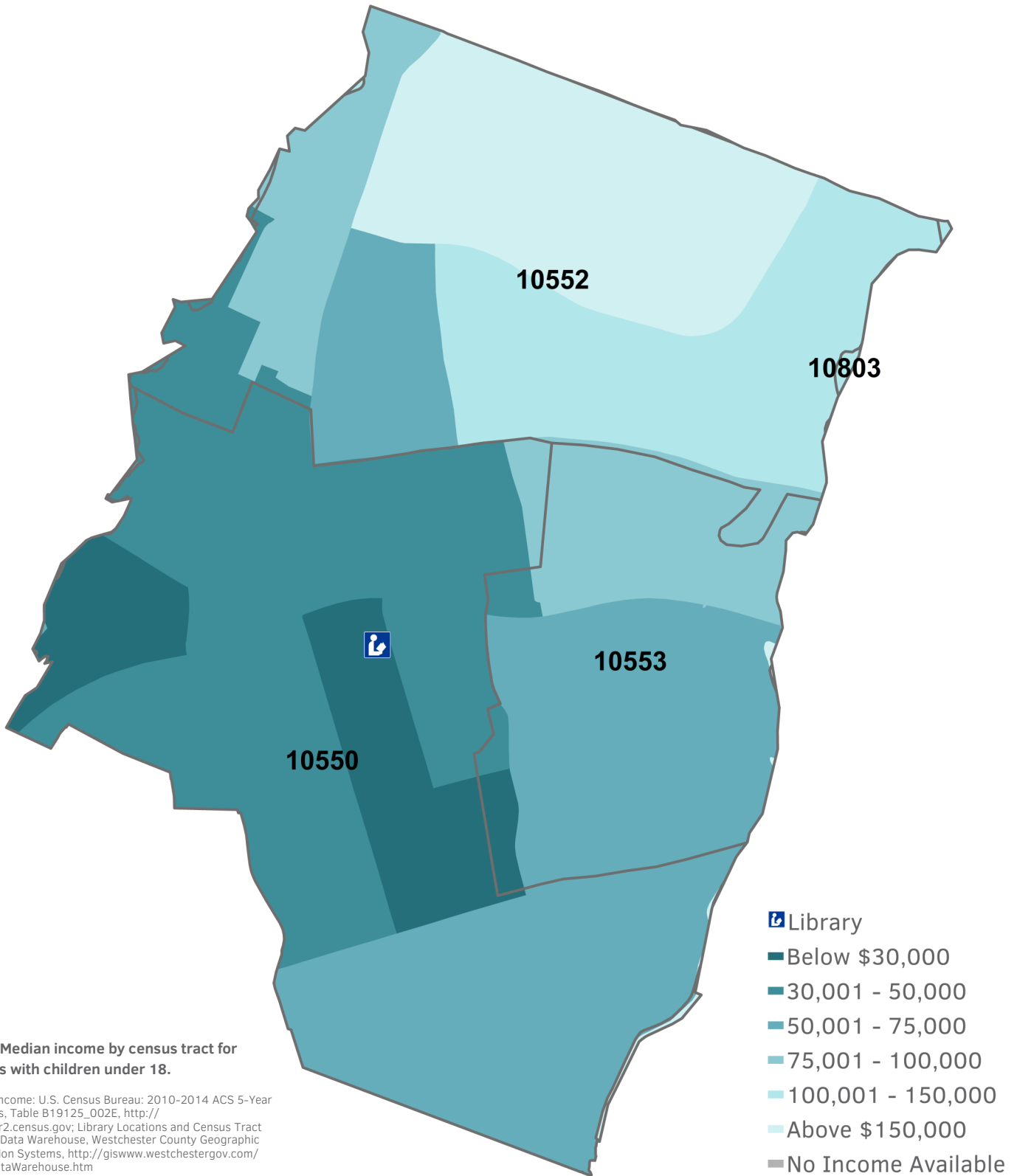
2016 Walk Score®: <https://www.walkscore.com/NY/MountVernon>.

28% of adults over the age of 25 have a Bachelor's or more advanced degree.



U.S. Census Bureau: 2010-2014 ACS 5-Year Estimates, Table S1501, <http://factfinder2.census.gov>.

SCHOOL DISTRICT MEDIAN INCOME* MAP



*Note: Median income by census tract for families with children under 18.

Median Income: U.S. Census Bureau: 2010-2014 ACS 5-Year Estimates, Table B19125_002E, <http://factfinder2.census.gov>; Library Locations and Census Tract Borders, Data Warehouse, Westchester County Geographic Information Systems, <http://giswww.westchestergov.com/wcgis/DataWarehouse.htm>

HEALTH

Zip Code	Premature Birth	Late or No Prenatal Care
10550	15%	11%
10552	12%	4%
10553	13%	6%
10803	9%	4%

NOTES:
1. Late Prenatal care starts after 3rd trimester.
2. Premature is defined as born prior to 37 weeks.

NYS Dept. of Health: County/ZIP Code Perinatal Data Profile, 2012-2014; <http://www.health.ny.gov/statistics/chac/perinatal/county/2012-2014/westchester.htm>

CREDITS: Major support provided by Westchester Community Foundation and The John P. and Constance A. Curran Charitable Foundation. Project Leader: Denise Killeen. Supervisor: Limarie Cabrera. Data Collection: Sarah Halperin. A special thank you to Sarah Aparicio for checking our work.

Look Who is Doing Great Work in Mount Vernon!

In 2012 Mount Vernon Criminal Court became one of nine sites in New York for the pilot **Adolescent Diversion Program (ADP)**. The ADP establishes specialized court parts for 16- and 17-year old defendants charged with non-violent offenses within the adult criminal justice system. Using trained clinical staff, participants receive assessments, linkages to age-appropriate services and rigorous monitoring of compliance with court orders. ADP participants who complete services mandated by the court typically avoid a criminal record that could impact future education, employment, and housing prospects. ADP is a community supported initiative that provides developmentally appropriate consequences to late adolescent criminal behavior while reducing the use of conventional criminal penalties without jeopardizing public safety and giving youth a second chance.

Center for Court Innovation, NYC, <http://www.courtinnovation.org/>