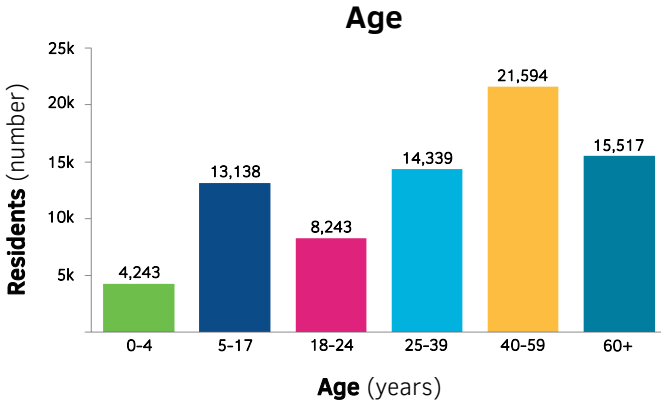


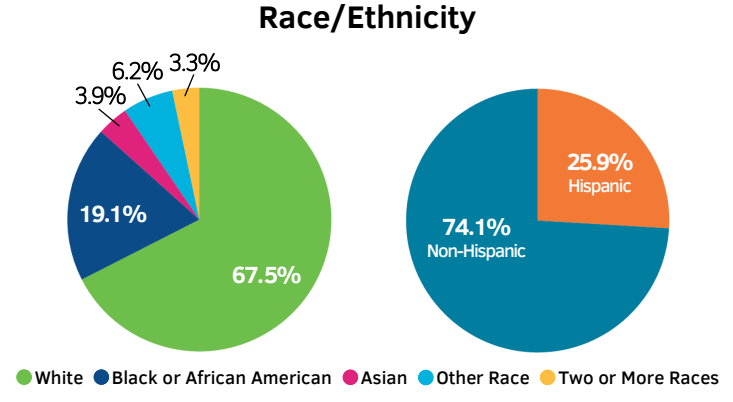
DEMOGRAPHICS

Total Population - 77,074

Children Under 18 - 17,381



U.S. Census Bureau: 2008-2012 American Community Survey (ACS) 5-Year Estimates, Table B01001, <http://factfinder2.census.gov>.



U.S. Census Bureau: 2008-2012 ACS 5-Year Estimates, Table DP05, <http://factfinder2.census.gov>.

COMMUNITY

EDUCATION

ECONOMICS

Somewhat Walkable:
Some errands can be done on foot.

66 WALKABILITY SCORE
out of 100

WalkScore® analyzes pedestrian friendliness and distance to amenities via walking routes: http://www.walkscore.com/NY/New_Rochelle as of 6/1/2014.

Community Facilities

21 Parks & Playgrounds
Includes state, county & local public parks and playgrounds

114 Grocery Stores
Includes delis, supermarkets, convenience stores, and pharmacies

4 Fast Food Restaurants
Includes McDonald's, Burger King, KFC, Taco Bell, and Wendy's locations

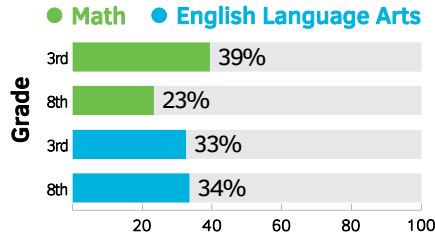
Parks: New Rochelle Parks and Recreation and Westchester County Parks Department, phone conversations. Grocery Stores: Westchester County Department of Health, Availability and Affordability of Healthy Food in Westchester, 2010, <http://health.westchestergov.com/images/stories/pdfs/foodstoresurveyreport.pdf>. Fast Food Restaurants (as of 5/1/2014): www.mcdonalds.com, www.burgerking.com, www.kfc.com, www.tacobell.com, and www.wendys.com.

CREDITS

Special thanks to the Westchester Community Foundation and the John P. & Constance A. Curran Charitable Foundation for providing support for this publication.

Project led by Anna Wright, Research & Administrative Assistant, with supervision from Liriamé Cabrera, Director of Data Analysis.

Student Proficiency Rates



Students Passing (percent at Levels 3-4)

New York State Education Department (NYSED): 2013 Grades 3-8 ELA & Math Results, <http://www.p12.nysed.gov/irs/ela-math/>.

9% of students have limited English proficiency

6% of students were suspended

NYSED: 2013 Limited English-Proficient Students; 2012 Suspension Rate, Pre-K - Grade 12, <http://reportcards.nysed.gov>.

Do students graduate?
(from high school within 6 years)



Are they ready for college?



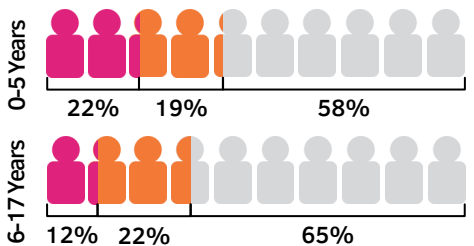
NYSED: 2013 Graduation Rate and Enrollment Outcomes by Student Subgroup, 2007 Total Cohort 6-Year Outcome; 2013 ELA & Math Aspirational Performance Measure, <http://www.p12.nysed.gov/irs/pressRelease/20140623/home.html>.

% of Children in Family Type **Median Income**

67%	Married Couples	\$107,321
27%	Single Mother	\$31,890
6%	Single Father	\$43,472

U.S. Census Bureau: 2008-2012 ACS 5-Year Estimates, Tables S0901 and B19126, <http://factfinder2.census.gov>.

Child Poverty by Age



● Poor (<100% of poverty level)
● Low-income (100 - 199% of poverty level)

U.S. Census Bureau: 2008-2012 ACS 5-Year Estimates, Table B17024, <http://factfinder2.census.gov>.

For a family of 2 parents & 2 children:

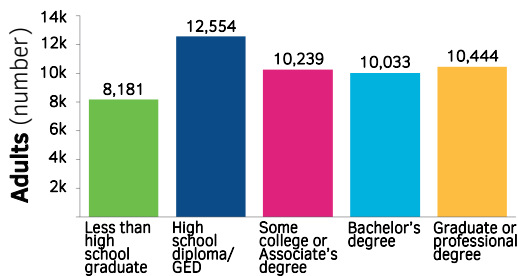
\$23,283 100% of poverty threshold
\$46,566 200% of poverty threshold

Poverty Threshold: U.S. Census Bureau, 2012 Poverty Thresholds, <http://www.census.gov/hhes/www/poverty/data/threshld/index.html>.

44% of students get free or reduced lunch.

NYSED: 2013 Percent Free/Reduced Lunch, <http://reportcards.nysed.gov>.

Educational Attainment Adults 25+ Years Old



U.S. Census Bureau: 2008-2012 ACS 5-Year Estimates, Table S1501, <http://factfinder2.census.gov>.

Monthly Housing Costs

Renters	\$1,280 (median)
Owners	\$2,606 (median)

5 out of 10 housing units are **rented**.

59% of renter households experience **rent burden**.

Rent burden is defined as spending more than 30% of the household's income on rent.

U.S. Census Bureau: 2008-2012 ACS Survey 5-Year Estimates, Housing Units Rented: Table B25003; Monthly Housing Expenses: Table S2503; Rent Burden: Table DP04, <http://factfinder2.census.gov>.

HOME & FAMILY

HEALTH & SAFETY

Place of Residence 1 Year Ago

Same house	87%
Different house in Westchester County	8%
United States (outside of Westchester County)	4%
Foreign Country	1%

U.S. Census Bureau: 2008-2012 ACS 5-Year Estimates, Table B07003, <http://factfinder2.census.gov>.

Violent and Disruptive School Incidents

Incidence rate (per 1,000 students)	41
% of incidents that were violent	4.5
Bullying incidence rate (per 1,000 students)	3.2
Drug/alcohol possession rate (per 1,000 students)	2.2

NYSed: School Safety, 2011-2012 VADIR Reporting, http://www.p12.nysed.gov/irs/school_safety/school_safety_data_reporting.html.

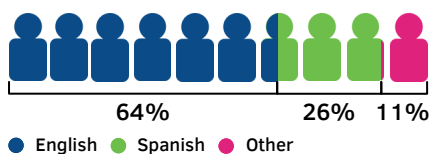
UNEMPLOYMENT RATE: **8 percent**

U.S. Census Bureau: 2008-2012 ACS 5-Year Estimates, Table DP03, <http://factfinder2.census.gov>.

34 family and youth resource centers

Includes Inpatient, Outpatient, Crisis, Clinic, & Community-Based Services, Case Management, Family Support, Family Court Division, Dept. of Social Services and Youth/Recreation Programs, 2010; Youth Services funded by the Westchester County Youth Bureau, 2011. Westchester County GIS: Community Facilities, Family Service Resource Directory and Youth Bureaus, <http://giswww.westchestergov.com/wcgis/Facility.htm>.

Language Spoken at Home Children 5-17 Years Old



U.S. Census Bureau: 2008-2012 ACS 5-Year Estimates, Table B16007, <http://factfinder2.census.gov>.

20.3 INDEX CRIME RATE per 1,000 residents

Includes murder, forcible rape, robbery, aggravated assault, burglary, larceny, and motor vehicle theft. NYS Division of Criminal Justice Services: Index Crimes Reported to Police, 2009-2013, <http://www.criminaljustice.ny.gov/crimnet/ojsa/indexcrimes/Westchester.pdf>. Rate = 1000 x number of index crimes ÷ total population as given in U.S. Census Bureau, 2008-2012 ACS 5-Year Estimates, Table DP05, <http://factfinder2.census.gov>.

8% of infants were born **underweight**, and **31%** had **delayed/no prenatal care**.

Westchester County Department of Health: 2011 Annual Data Book, Vital Statistics Report, Table 3, Percentage of Infants with Low Birthweight, Less Than 37 Gestation Weeks, and Delayed or No Prenatal Care, 2009, http://health.westchestergov.com/images/stories/pdfs/databook_vitalstats2011.pdf.

New Rochelle **YOUTH COURT**

A partnership between the New Rochelle Youth Bureau, the police department, and the Westchester County Department of Probation.

For roughly 30 years, the New Rochelle Youth Court has provided a legal alternative for first-time offenders ages 7-15. These youth are represented and judged by their peers in a court of law. Roughly 300 students have been trained to handle real-life cases as judges, prosecutors, and defense attorneys. The Youth Court focuses on a restorative and community-oriented approach to justice.



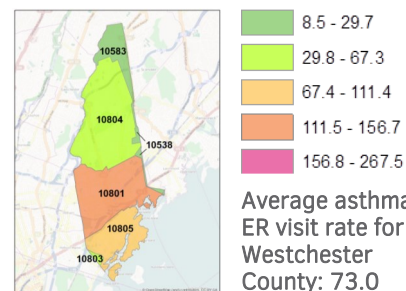
City of New Rochelle: Youth Bureau, Youth Court, <http://www.newrochelleny.com/index.aspx?NID=218>. MyCourtsNY: Get Involved, Westchester County, https://www.nycourts.gov/youth/get_involved/ops/westchester.shtml.

38% of children are **obese** or **overweight**.

In Westchester, 26% of children are obese or overweight.

New York State Department of Health (NYS DOH): Student Weight, Percent Obese by School District, 2010-2012, <http://health.data.ny.gov>.

Asthma ER Visit Rate Per 10,000 Population, Ages 0-17



NYS DOH: Asthma Emergency Department Visits Two Year Average, 2009-2011, Age 0-17, http://www.health.ny.gov/statistics/ny_asthma/ed/zipcode/westchester.htm.