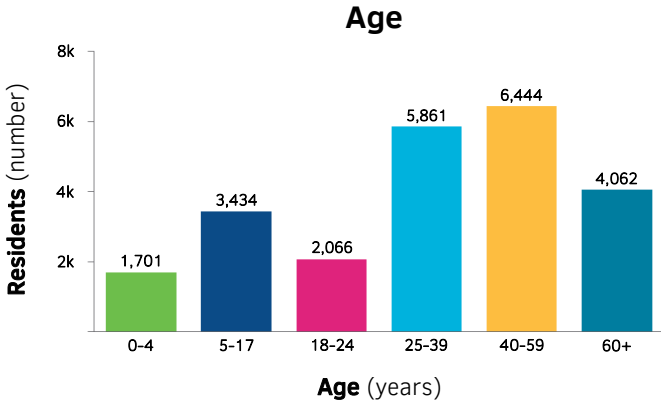


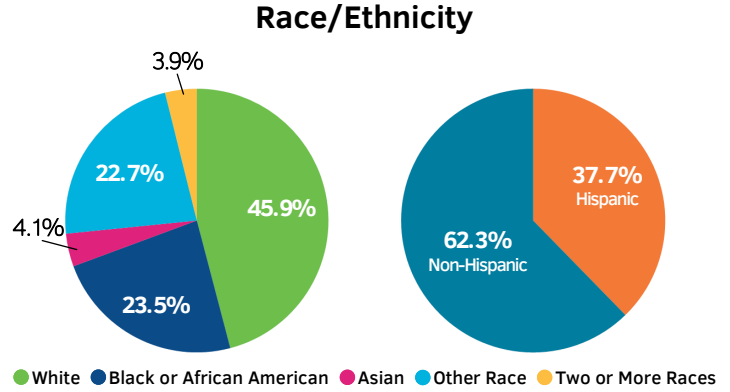
DEMOGRAPHICS

Total Population - 23,568

Children Under 18 - 5,135



U.S. Census Bureau: 2008-2012 American Community Survey (ACS) 5-Year Estimates, Table B01001, <http://factfinder2.census.gov>.



U.S. Census Bureau: 2008-2012 ACS 5-Year Estimates, Table DP05, <http://factfinder2.census.gov>.

COMMUNITY

EDUCATION

ECONOMICS

Somewhat Walkable:
Some errands can be done on foot.

57 WALKABILITY SCORE
out of 100

WalkScore® analyzes pedestrian friendliness and distance to amenities via walking routes: <http://www.walkscore.com/NY/Peekskill> as of 6/1/2014.

Community Facilities

13 Parks & Playgrounds
Includes state, county & local public parks and playgrounds

47 Grocery Stores
Includes delis, supermarkets, convenience stores, and pharmacies

3 Fast Food Restaurants
Includes McDonald's, Burger King, KFC, Taco Bell, and Wendy's locations


Parks: Peekskill Parks and Recreation and Westchester County Parks Department, phone conversations. Grocery Stores: Westchester County Department of Health, Availability and Affordability of Healthy Food in Westchester, 2010, <http://health.westchestergov.com/images/stories/pdfs/foodstoresurveyreport.pdf>. Fast Food Restaurants (as of 5/1/2014): www.mcdonalds.com, www.burgerking.com, www.kfc.com, www.tacobell.com, and www.wendys.com.

CREDITS

Special thanks to the Westchester Community Foundation and the John P. & Constance A. Curran Charitable Foundation for providing support for this publication.

Project led by Anna Wright, Research & Administrative Assistant, with supervision from Liriamé Cabrera, Director of Data Analysis.

Student Proficiency Rates



Students Passing (percent at Levels 3-4)

New York State Education Department (NYSED): 2013 Grades 3-8 ELA & Math Results, <http://www.p12.nysed.gov/irs/ela-math/>.

17% of students have limited English proficiency

13% of students were suspended

NYSED: 2013 Limited English-Proficient Students; 2012 Suspension Rate, Pre-K - Grade 12, <http://reportcards.nysed.gov>.

Do students graduate? (from high school within 6 years)



Are they ready for college?



NYSED: 2013 Graduation Rate and Enrollment Outcomes by Student Subgroup, 2007 Total Cohort 6-Year Outcome; 2013 ELA & Math Aspirational Performance Measure, <http://www.p12.nysed.gov/irs/pressRelease/20140623/home.html>.

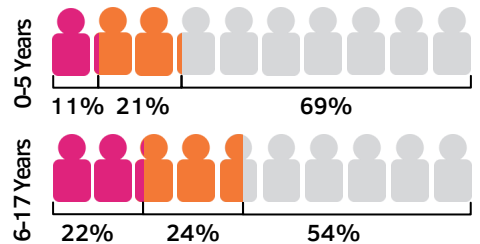
Family Type

Median Income

Married Couples	\$78,269
Single Mother	\$20,822
Single Father	\$63,563

U.S. Census Bureau: 2008-2012 ACS 5-Year Estimates, Table B19126, <http://factfinder2.census.gov>.

Child Poverty by Age



● Poor (<100% of poverty level)
● Low-income (100 - 199% of poverty level)

U.S. Census Bureau: 2008-2012 ACS 5-Year Estimates, Table B17024, <http://factfinder2.census.gov>.

For a family of 2 parents & 2 children:

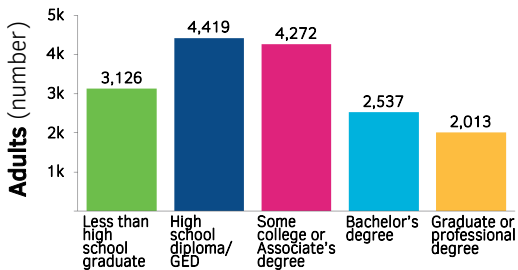
\$23,283 100% of poverty threshold
\$46,566 200% of poverty threshold

Poverty Threshold: U.S. Census Bureau, 2012 Poverty Thresholds, <http://www.census.gov/hhes/www/poverty/data/threshld/index.html>.

75% of students get free or reduced lunch.

NYSED: 2013 Percent Free/Reduced Lunch, <http://reportcards.nysed.gov>.

Educational Attainment
Adults 25+ Years Old



U.S. Census Bureau: 2008-2012 ACS 5-Year Estimates, Table S1501, <http://factfinder2.census.gov>.

Monthly Housing Costs

Renters	\$1,229 (median)
Owners	\$2,157 (median)

5 out of 10 housing units are **rented**.

60% of renter households experience **rent burden**.

Rent burden is defined as spending more than 30% of the household's income on rent.

U.S. Census Bureau: 2008-2012 ACS Survey 5-Year Estimates, Housing Units Rented: Table B25003; Monthly Housing Expenses: Table S2503; Rent Burden: Table DP04, <http://factfinder2.census.gov>.

HOME & FAMILY

HEALTH & SAFETY

Place of Residence 1 Year Ago

Same house	88%
Different house in Westchester County	8%
United States (outside of Westchester County)	3%
Foreign Country	<1%

U.S. Census Bureau: 2008-2012 ACS 5-Year Estimates, Table B07003, <http://factfinder2.census.gov>.

Violent and Disruptive School Incidents

Incidence rate (per 1,000 students)	145.7
% of incidents that were violent	2.7
Bullying incidence rate (per 1,000 students)	26.0
Drug/alcohol possession rate (per 1,000 students)	4.0

NYSed: School Safety, 2011-2012 VADIR Reporting, http://www.p12.nysed.gov/irs/school_safety/school_safety_data_reporting.html.

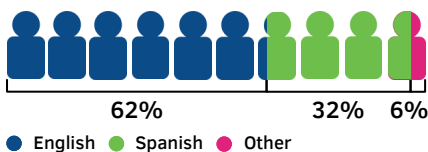
UNEMPLOYMENT RATE: 11 percent

U.S. Census Bureau: 2008-2012 ACS 5-Year Estimates, Table DP03, <http://factfinder2.census.gov>.

15 family and youth resource centers

Includes Inpatient, Outpatient, Crisis, Clinic, & Community-Based Services, Case Management, Family Support, Family Court Division, Dept. of Social Services and Youth/Recreation Programs, 2010; Youth Services funded by the Westchester County Youth Bureau, 2011. Westchester County GIS: Community Facilities, Family Service Resource Directory and Youth Bureaus, <http://giswww.westchestergov.com/wcgis/Facility.htm>.

Language Spoken at Home
Children 5-17 Years Old



U.S. Census Bureau: 2008-2012 ACS 5-Year Estimates, Table B16007, <http://factfinder2.census.gov>.

11.8 INDEX CRIME RATE per 1,000 residents

Includes murder, forcible rape, robbery, aggravated assault, burglary, larceny, and motor vehicle theft. NYS Division of Criminal Justice Services: Index Crimes Reported to Police, 2009-2013, <http://www.criminaljustice.ny.gov/crimnet/ojsa/indexcrimes/Westchester.pdf>. Rate= 1000 x number of index crimes ÷ total population as given in U.S. Census Bureau, 2008-2012 ACS 5-Year Estimates, Table DP05, <http://factfinder2.census.gov>.

11% of infants were born underweight, and 24% had delayed/no prenatal care.

Westchester County Department of Health: 2011 Annual Data Book, Vital Statistics Report, Table 3, Percentage of Infants with Low Birthweight, Less Than 37 Gestation Weeks, and Delayed or No Prenatal Care, 2009, http://health.westchestergov.com/images/stories/pdfs/databook_vitalstats2011.pdf.

Leadership Initiatives For Teens

Peekskill's L.I.F.T program provides positive opportunities for growth for 11-13 year-olds during both the school year and the summer months. Run by the Youth Bureau, the program teaches more than 100 preteens each year about leadership, survival skills, and basic self-sufficiency. Youth explore entrepreneurship, develop marketable skills, grow socially and morally, and participate in a variety of educational activities.

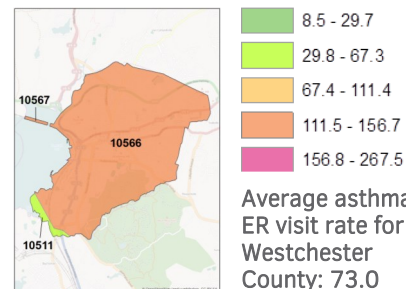
City of Peekskill Youth Bureau, L.I.F.T. Leadership Initiatives for Teens, <http://www.cityofpeekskill.com/youthbureau/lift-leadership-initiatives-teens>.

39% of children are obese or overweight.

In Westchester, 26% of children are obese or overweight.

New York State Department of Health (NYS DOH): Student Weight, Percent Obese by School District, 2010-2012, <http://health.data.ny.gov>.

Asthma ER Visit Rate
Per 10,000 Population, Ages 0-17



NYS DOH: Asthma Emergency Department Visits Two Year Average, 2009-2011, Age 0-17, http://www.health.ny.gov/statistics/ny_asthma/ed/zipcode/westchester.htm.