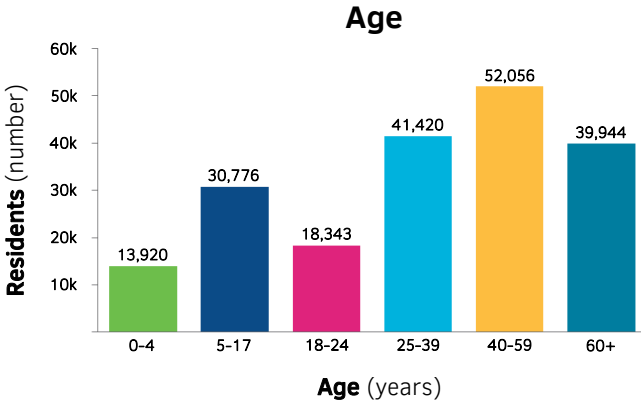


DEMOGRAPHICS

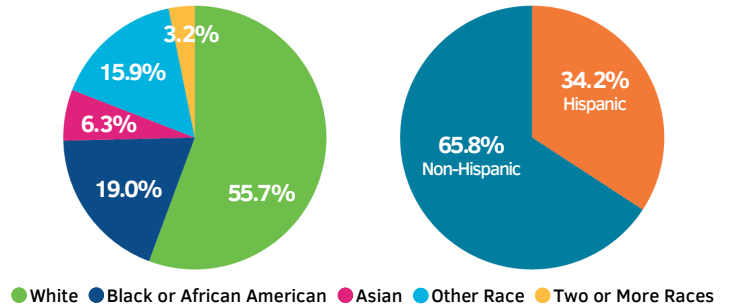
Total Population - 196,459

Children Under 18 - 44,696



U.S. Census Bureau: 2008-2012 American Community Survey (ACS) 5-Year Estimates, Table B01001, <http://factfinder2.census.gov>.

Race/Ethnicity



U.S. Census Bureau: 2008-2012 ACS 5-Year Estimates, Table DP05, <http://factfinder2.census.gov>.

COMMUNITY

Very Walkable:
Most errands can be done on foot.

71 WALKABILITY SCORE
out of 100

WalkScore® analyzes pedestrian friendliness and distance to amenities via walking routes: <http://www.walkscore.com/NY/Yonkers> as of 6/1/2014.

Community Facilities

76 **Parks & Playgrounds**
Includes state, county & local public parks and playgrounds

240 **Grocery Stores**
Includes delis, supermarkets, convenience stores, and pharmacies

14 **Fast Food Restaurants**
Includes McDonald's, Burger King, KFC, Taco Bell, and Wendy's locations

Parks: Yonkers Parks and Recreation and Westchester County Parks Department, phone conversations. Grocery Stores: Westchester County Department of Health, Availability and Affordability of Healthy Food in Westchester, 2010, <http://health.westchestergov.com/images/stories/pdfs/foodstoresurveyreport.pdf>. Fast Food Restaurants: (as of 5/1/2014): www.mcdonalds.com, www.burgerking.com, www.kfc.com, www.tacobell.com, and www.wendys.com.


CREDITS

Special thanks to the Westchester Community Foundation and the John P. & Constance A. Curran Charitable Foundation for providing support for this publication.

Project led by Anna Wright, Research & Administrative Assistant, with supervision from Liriamé Cabrera, Director of Data Analysis.

EDUCATION

Student Proficiency Rates



Students at Level 3 or 4 (percent)

New York State Education Department (NYSED): 2013 Grades 3-8 ELA & Math Results, <http://www.p12.nysed.gov/irs/ela-math/>.

12% of students have **limited English proficiency**

21% of students were **suspended**

NYSED: 2013 Limited English-Proficient Students; 2012 Suspension Rate, Pre-K - Grade 12, <http://reportcards.nysed.gov>.

Do students graduate? (from high school within 6 years)



Are they ready for college?



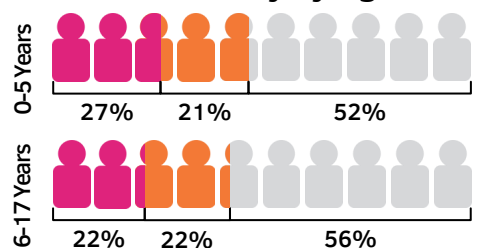
NYSED: 2013 Graduation Rate and Enrollment Outcomes by Student Subgroup, 2007 Total Cohort 6-Year Outcome; 2013 ELA & Math Aspirational Performance Measure, <http://www.p12.nysed.gov/irs/pressRelease/20140623/home.html>.

ECONOMICS

% of Children in Family Type	Median Income
55% Married Couples	\$95,261
38% Single Mother	\$27,751
6% Single Father	\$40,379

U.S. Census Bureau: 2008-2012 ACS 5-Year Estimates, Tables S0901 and B19126, <http://factfinder2.census.gov>.

Child Poverty by Age



● Poor (<100% of poverty level)
● Low-income (100 - 199% of poverty level)

U.S. Census Bureau: 2008-2012 ACS 5-Year Estimates, Table B17024, <http://factfinder2.census.gov>.

For a family of 2 parents & 2 children:

\$23,283 100% of poverty threshold
\$46,566 200% of poverty threshold

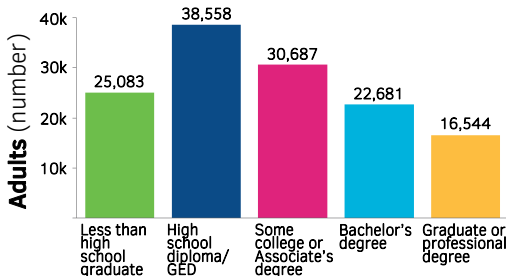
Poverty Threshold: U.S. Census Bureau, 2012 Poverty Thresholds, <http://www.census.gov/hhes/www/poverty/data/threshld/index.html>.

77% of students get **free or reduced lunch.**

NYSED: 2013 Percent Free/Reduced Lunch, <http://reportcards.nysed.gov>.

Educational Attainment

Adults 25+ Years Old



U.S. Census Bureau: 2008-2012 ACS 5-Year Estimates, Table S1501, <http://factfinder2.census.gov>

Monthly Housing Costs

Renters	\$1,160 (median)
Owners	\$1,694 (median)

5 out of 10 housing units are **rented**.

55% of renter households experience **rent burden**.

Rent burden is defined as spending more than 30% of the household's income on rent.

U.S. Census Bureau: 2008-2012 ACS Survey 5-Year Estimates, Housing Units Rented: Table B25003; Monthly Housing Expenses: Table S2503; Rent Burden: Table DP04, <http://factfinder2.census.gov>

HOME & FAMILY

HEALTH & SAFETY

Place of Residence 1 Year Ago

Same house	90%
Different house in Westchester County	6%
United States (outside of Westchester County)	3%
Foreign Country	1%

U.S. Census Bureau: 2008-2012 ACS 5-Year Estimates, Table B07003, <http://factfinder2.census.gov>

Violent and Disruptive School Incidents

Incidence rate (per 1,000 students)	157
% of incidents that were violent	2.5
Bullying incidence rate (per 1,000 students)	12.0
Drug/alcohol possession rate (per 1,000 students)	3.0

NYSed: School Safety, 2011-2012 VADIR Reporting, http://www.p12.nysed.gov/irs/school_safety/school_safety_data_reporting.html

UNEMPLOYMENT RATE: 8 percent

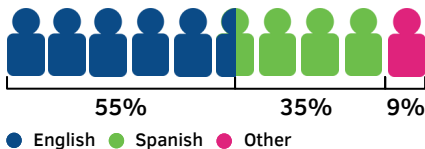
U.S. Census Bureau: 2008-2012 ACS 5-Year Estimates, Table DP03, <http://factfinder2.census.gov>

75 family and youth resource centers

Includes Inpatient, Outpatient, Crisis, Clinic, & Community-Based Services, Case Management, Family Support, Family Court Division, Dept. of Social Services and Youth/Recreation Programs, 2010; Youth Services funded by the Westchester County Youth Bureau, 2011. Westchester County GIS: Community Facilities, Family Service Resource Directory and Youth Bureaus, <http://giswww.westchestergov.com/wcgis/Facility.htm>

Language Spoken at Home

Children 5-17 Years Old



U.S. Census Bureau: 2008-2012 ACS 5-Year Estimates, Table B16007, <http://factfinder2.census.gov>

17.3 INDEX CRIME RATE per 1,000 residents

Includes murder, forcible rape, robbery, aggravated assault, burglary, larceny, and motor vehicle theft. NYS Division of Criminal Justice Services: Index Crimes Reported to Police, 2009-2013, <http://www.criminaljustice.ny.gov/crimnet/ojsa/indexcrimes/Westchester.pdf>. Rate= 1000 x number of index crimes ÷ total population as given in U.S. Census Bureau, 2008-2012 ACS 5-Year Estimates, Table DP05, <http://factfinder2.census.gov>

9% of infants were born **underweight**, and **35%** had **delayed/no prenatal care**.

Westchester County Department of Health: 2011 Annual Data Book, Vital Statistics Report, Table 3, Percentage of Infants with Low Birthweight, Less Than 37 Gestation Weeks, and Delayed or No Prenatal Care, 2009, http://health.westchestergov.com/images/stories/pdfs/databook_vitalstats2011.pdf

Strive

Every child. Cradle to career.

Yonkers has initiated a Strive Together Partnership, based on a national model. This initiative engages a wide range of community leaders and organizations to collectively envision and support the success of every child from cradle to career.

Sources: <http://www.strivetogether.org>; <http://www.suny.edu/suny-news/press-releases/suny-press-releases/november-2013/11-19-13-mayor-mike-spano-announces-yonkers-strive/>

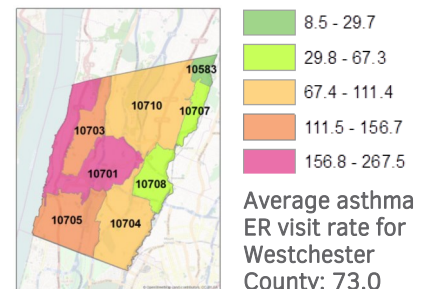


34% of children are **obese** or **overweight**.

In Westchester, 26% of children are obese or overweight.

New York State Department of Health (NYS DOH): Student Weight, Percent Obese by School District, 2010-2012, <http://health.data.ny.gov>

Asthma ER Visit Rate Per 10,000 Population, Ages 0-17



NYS DOH: Asthma Emergency Department Visits Two Year Average, 2009-2011, Age 0-17, http://www.health.ny.gov/statistics/ny_asthma/ed/zipcode/westchester.htm