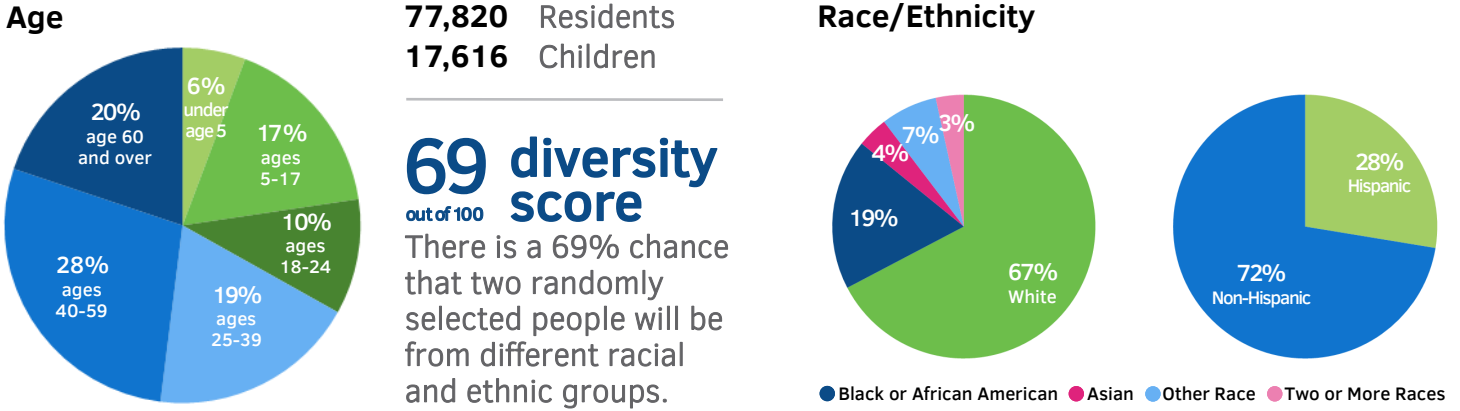


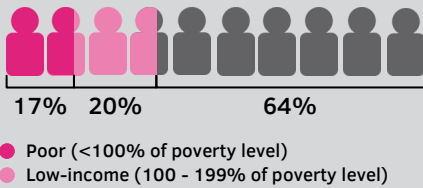
DEMOGRAPHICS



U.S. Census Bureau: 2009-2013 American Community Survey (ACS) 5-Year Estimates, Age: Table B01001; Diversity calculated based on: Table B03002; Race/Ethnicity: Table DP05; <http://factfinder2.census.gov>.

ECONOMICS

Children in Poverty



U.S. Census Bureau: 2009-2013 ACS 5-Year Estimates, Table B17024, <http://factfinder2.census.gov>.

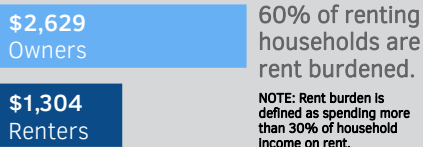
9% of people in the labor force are unemployed.

U.S. Census Bureau: 2009-2013 ACS 5-Year Estimates, Table DP03, <http://factfinder2.census.gov>.

Percent of Children in Family Type	Median Income
67% Married Couple	\$112,793
25% Single Mother	\$30,319
8% Single Father	\$30,122

U.S. Census Bureau: 2009-2013 ACS 5-Year Estimates, Tables S0901 and B19126, <http://factfinder2.census.gov>.

Monthly Housing Costs



U.S. Census Bureau: 2009-2013 ACS Survey 5-Year Estimates, Tables S2503 and DP04, <http://factfinder2.census.gov>.

My Brother's Keeper



In April 2015, New Rochelle became the first Westchester community to accept the president's "My Brother's Keeper" challenge. The initiative's goal is for all young people, particularly young men of color, to succeed in school, work and life.

Mayor Noam Bramson, <http://www.noambramson.org/2015/04/new-ro-accepts-my-brothers-keeper-challenge/>.

EDUCATION

New Rochelle Public School Students



New York State Education Department (NYSED): 2013-14 Report Card Database; 2014 Limited English-Proficient Students, 2013 Attendance and Suspensions, 2014 Free/Reduced Lunch, <http://data.nysed.gov/downloads.php>.

Academic Proficiency Rates*

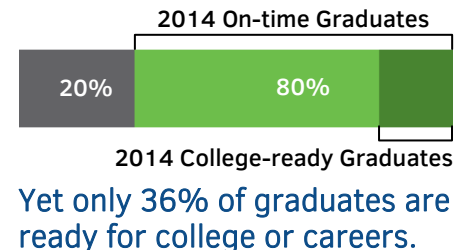
Subject-Grade	2013	2014	Trend
Math-3rd	39%	44%	↑
Math-8th	23%	33%	↑
ELA-3rd	33%	29%	↓
ELA-8th	34%	34%	—

*Percent of students at levels 3 or 4 on English Language Arts & Math exams.

NOTE: As of 2014, 8th grade advanced math students can opt out of the 8th Grade Math exam and take the High School Regents exam instead.

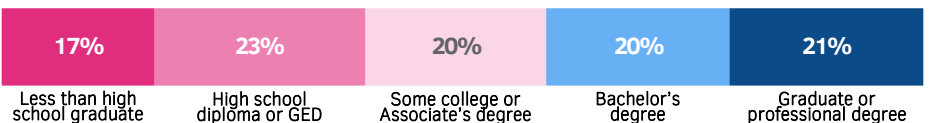
NYSED: 2013-2014 Grades 3-8 ELA & Math District and Building Aggregates (unmatched data), <http://www.p12.nysed.gov/irs/pressRelease/20140814/home.html>.

80% of students graduate from high school by June of their fourth year.



NYSED: 2010 Total Cohort 4-Year Outcome; 2014 Graduation Rate and Enrollment Outcomes by Student Subgroup, 2014 English Language Arts & Mathematics Aspirational Performance Measure, <http://www.p12.nysed.gov/irs/pressRelease/20141218/home.html>.

59% of adults ages 25+ don't have a bachelor's degree.



U.S. Census Bureau: 2009-2013 ACS 5-Year Estimates, Table S1501, <http://factfinder2.census.gov>.

HEALTH



Westchester County Department of Health: 2014-2017 Community Health Assessment and Improvement Plan, Birth Data: 2008-2010 Annual Average, Weight Data: 2008-2010 Combined, http://health.westchester.gov.com/images/stories/Data-Stats/Community_Health_Assessment2014-17.pdf. WalkScore® analyzes pedestrian friendliness and distance to amenities: https://www.walkscore.com/NY/New_Rochelle.

CREDITS: Major support provided by Westchester Community Foundation and The John P. and Constance A. Curran Charitable Foundation. Project leader: Anna Wright. Supervisor: Limarie Cabrera. Data Collection: Joanna Ezratty.