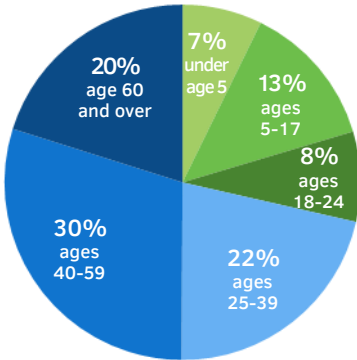


DEMOGRAPHICS

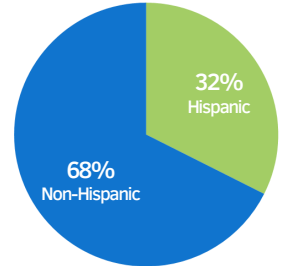
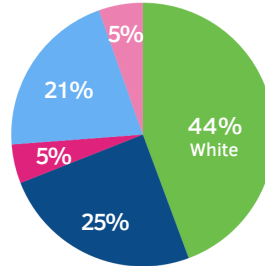
Age



22,909 Residents
4,670 Children

76 diversity score
out of 100
There is a 76% chance that two randomly selected people will be from different racial and ethnic groups.

Race/Ethnicity

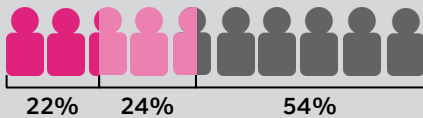


● Black or African American ● Asian ● Other Race ● Two or More Races

U.S. Census Bureau: 2009-2013 American Community Survey (ACS) 5-Year Estimates, Age: Table B01001; Diversity calculated based on: Table B03002; Race/Ethnicity: Table DP05; <http://factfinder2.census.gov>.

ECONOMICS

Children in Poverty



● Poor (<100% of poverty level)
● Low-income (100 - 199% of poverty level)

U.S. Census Bureau: 2009-2013 ACS 5-Year Estimates, Table B17024, <http://factfinder2.census.gov>.

11% of people in the labor force are unemployed.

U.S. Census Bureau: 2009-2013 ACS 5-Year Estimates, Table DP03, <http://factfinder2.census.gov>.

Percent of Children in Family Type

Family Type	Median Income
- Married Couple	\$86,985
- Single Mother	\$21,595
- Single Father	\$40,208

U.S. Census Bureau: 2009-2013 ACS 5-Year Estimates, B19126, <http://factfinder2.census.gov>. Percent of Children by Family Type is unavailable.

Monthly Housing Costs



63% of renting households are rent burdened.

NOTE: Rent burden is defined as spending more than 30% of household income on rent.

U.S. Census Bureau: 2009-2013 ACS Survey 5-Year Estimates, Tables S2503 and DP04, <http://factfinder2.census.gov>.

YouthBuild Program

This initiative helps young people ages 16-24 earn their GED, develop construction skills, and enhance their employability while building homes for low-income families.

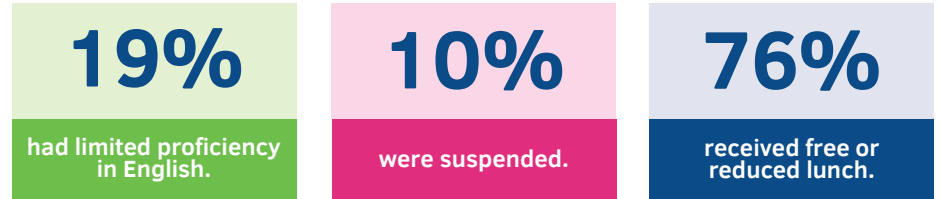
Of the 20 youth participating in the program, 12 obtained jobs, 6 received their GED, and 5 completed their National Center for Construction Education and Research certificate.



Source: Westchester County Department of Social Services. For more info: <http://westchesterputnamonestop.com/youth/youthbuild>.

EDUCATION

Peekskill Public School Students



New York State Education Department (NYSED): 2013-14 Report Card Database; 2014 Limited English-Proficient Students, 2013 Attendance and Suspensions, 2014 Free/Reduced Lunch, <http://data.nysed.gov/downloads.php>.

Academic Proficiency Rates*

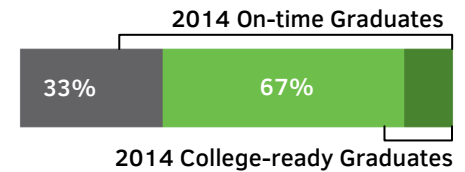
Subject-Grade	2013	2014	Trend
Math-3rd	16%	28%	↑
Math-8th	20%	27%	↑
ELA-3rd	17%	18%	↑
ELA-8th	13%	15%	↑

*Percent of students at levels 3 or 4 on English Language Arts & Math exams.

NOTE: As of 2014, 8th grade advanced math students can opt out of the 8th Grade Math exam and take the High School Regents exam instead.

NYSED: 2013-2014 Grades 3-8 ELA & Math District and Building Aggregates (unmatched data), <http://www.p12.nysed.gov/irs/pressRelease/20140814/home.html>.

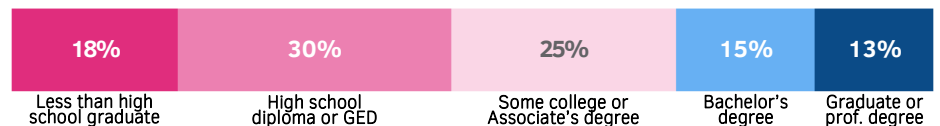
67% of students graduate from high school by June of their fourth year.



Yet only 17% of graduates are ready for college or careers.

NYSED: 2010 Total Cohort 4-Year Outcome; 2014 Graduation Rate and Enrollment Outcomes by Student Subgroup; 2014 English Language Arts & Mathematics Aspirational Performance Measure, <http://www.p12.nysed.gov/irs/pressRelease/20141218/home.html>.

72% of adults ages 25+ don't have a bachelor's degree.



U.S. Census Bureau: 2009-2013 ACS 5-Year Estimates, Table S1501, <http://factfinder2.census.gov>.

HEALTH



Westchester County Department of Health: 2014-2017 Community Health Assessment and Improvement Plan, Birth Data: 2008-2010 Annual Average, Weight Data: 2008-2010 Combined, http://health.westchester.gov.com/images/stories/Data-Stats/Community_Health_Assessment2014-17.pdf. WalkScore® analyzes pedestrian friendliness and distance to amenities: <https://www.walkscore.com/NY/Peekskill>.

CREDITS: Major support provided by Westchester Community Foundation and The John P. and Constance A. Curran Charitable Foundation. Project leader: Anna Wright. Supervisor: Limarie Cabrera. Data Collection: Joanna Ezratty.