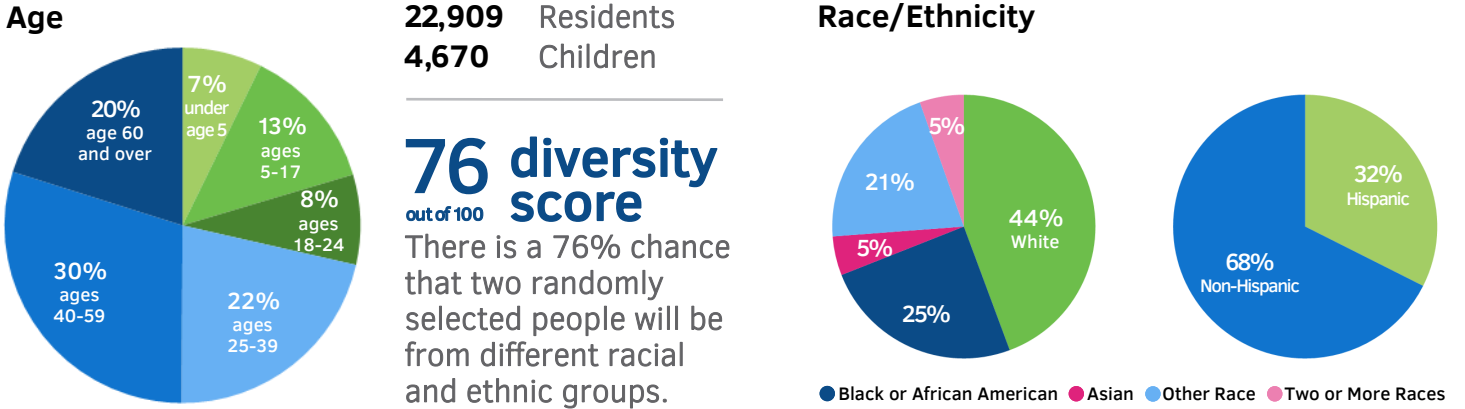


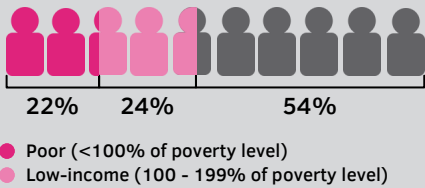
## DEMOGRAPHICS



U.S. Census Bureau: 2009-2013 American Community Survey (ACS) 5-Year Estimates, Age: Table B01001; Diversity calculated based on: Table B03002; Race/Ethnicity: Table DP05; <http://factfinder2.census.gov>.

## ECONOMICS

### Children in Poverty



U.S. Census Bureau: 2009-2013 ACS 5-Year Estimates, Table B17024, <http://factfinder2.census.gov>.

11% of people in the labor force are unemployed.

U.S. Census Bureau: 2009-2013 ACS 5-Year Estimates, Table DP03, <http://factfinder2.census.gov>.

| Percent of Children in Family Type | Median Income |
|------------------------------------|---------------|
| - Married Couple                   | \$86,985      |
| - Single Mother                    | \$21,595      |
| - Single Father                    | \$40,208      |

U.S. Census Bureau: 2009-2013 ACS 5-Year Estimates, B19126, <http://factfinder2.census.gov>. Percent of Children by Family Type is unavailable.

### Monthly Housing Costs



U.S. Census Bureau: 2009-2013 ACS Survey 5-Year Estimates, Tables S2503 and DP04, <http://factfinder2.census.gov>.

### YouthBuild Program

This initiative helps young people ages 16-24 earn their GED, develop construction skills, and enhance their employability while building homes for low-income families.

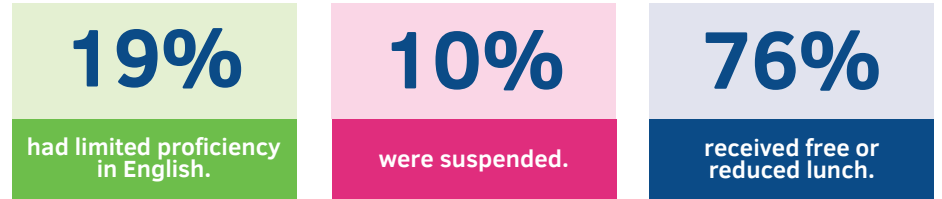
Of the 20 youth participating in the program, 12 obtained jobs, 6 received their GED, and 5 completed their National Center for Construction Education and Research certificate.



Source: Westchester County Department of Social Services. For more info: <http://westchesterputnamonestop.com/youth/youthbuild>.

## EDUCATION

### Peekskill Public School Students



New York State Education Department (NYSED): 2013-14 Report Card Database; 2014 Limited English-Proficient Students, 2013 Attendance and Suspensions, 2014 Free/Reduced Lunch, <http://data.nysed.gov/downloads.php>.

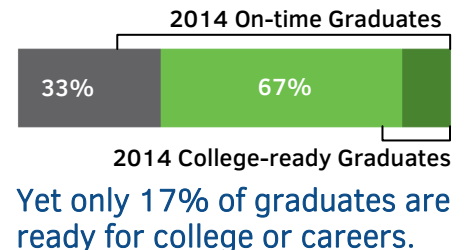
### Academic Proficiency Rates\*

| Subject-Grade | 2014 | 2015 | Trend |
|---------------|------|------|-------|
| Math-3rd      | 28%  | 27%  | ↓     |
| Math-8th      | 27%  | 23%  | ↓     |
| ELA-3rd       | 18%  | 16%  | ↓     |
| ELA-8th       | 15%  | 16%  | ↑     |

\*Percent of students at levels 3 or 4 on English Language Arts & Math exams.

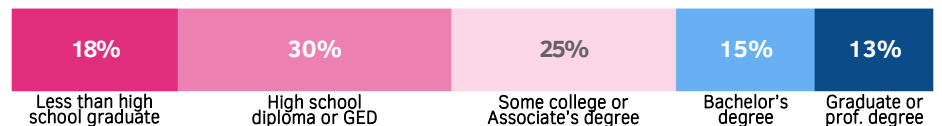
NOTE: As of 2014, 8th grade advanced math students can opt out of the 8th Grade Math exam and take the High School Regents exam instead. NYSED: 2014-2015 Grades 3-8 English Language Arts and Mathematics District and Building Aggregates, <http://www.p12.nysed.gov/irs/pressRelease/2015800/home.html>.

67% of students graduate from high school by June of their fourth year.



NYSED: 2010 Total Cohort 4-Year Outcome; 2014 Graduation Rate and Enrollment Outcomes by Student Subgroup, 2014 English Language Arts & Mathematics Aspirational Performance Measure, <http://www.p12.nysed.gov/irs/pressRelease/20141218/home.html>.

### 72% of adults ages 25+ don't have a bachelor's degree.



U.S. Census Bureau: 2009-2013 ACS 5-Year Estimates, Table S1501, <http://factfinder2.census.gov>.

## HEALTH



Westchester County Department of Health: 2014-2017 Community Health Assessment and Improvement Plan, Birth Data: 2008-2010 Annual Average, Weight Data: 2008-2010 Combined, [http://health.westchester.gov.com/images/stories/Data-Stats/Community\\_Health\\_Assessment2014-17.pdf](http://health.westchester.gov.com/images/stories/Data-Stats/Community_Health_Assessment2014-17.pdf). WalkScore® analyzes pedestrian friendliness and distance to amenities: <https://www.walkscore.com/NY/Peekskill>.

CREDITS: Major support provided by Westchester Community Foundation and The John P. and Constance A. Curran Charitable Foundation. Project leader: Anna Wright. Supervisor: Limarie Cabrera. Data Collection: Joanna Ezratty.